

AXIS DESK

Axis office environments create a sense of community & space and support dynamic changes in workplace technologies while evolving work practices.



AXIS STRAIGHTLINE DESK



*Available to GECA certification at special request



Axis Desking with Breathe Screen System and Axis Mobiles

STANDARD FEATURES

- 50 x 50 mm square end frames with flush ground weld finish
- 50 x 25 mm rails
- 80 mm height adjustment in each foot
- Frames finished in Gloss White powdercoat
- 25 mm worksurfaces finished in White melamine on E0 grade substrate with matching PVC edge
- Available with modesties
- Fixed height 720 mm (incl worksurafce)
- Compatible with comseal cable tidy system

AVAILABLE IN

- Single - Desk
- Shared - Straightline or Back-to-back
- Fixed Height
- Height Adjustable - Winder or Electric
- 1200w x 600d mm
- 1200w x 750dmm
- 1500w x 600dmm
- 1500w x 750d mm
- 1500w x 800d mm (scallop top)
- 1800w x 600 mm
- 1800w x 750d mm
- 1800w x 800d mm (scallop top)

COMPATIBLE SCREENS



- Split 22 mm with Translucent PVC or Red/Black E-panel insert
- Breathe 22 mm
- Studio50



Studio50
Screens are
Australian
Made.



POSSIBLE CONFIGURATIONS



AXIS 90°

Axis office environments create a sense of community & space and support dynamic changes in workplace technologies while evolving work practices.



AXIS 90° WORKSTATION



Available to GECA certification at special request



Axis Desking with Split screens in Black E-panel, Balance Seating, Axis Mobiles and Shelves

STANDARD FEATURES

- 50 x 50 mm square end frames with flush ground weld finish
- 50 x 25 mm rails
- 80 mm height adjustment in each foot
- Frames finished in Gloss White powdercoat
- 25 mm worksurfaces finished in White melamine on E0 grade substrate with matching PVC edge
- Available with modesties
- Fixed height 720 mm (incl worksurafce)
- Compatible with comseal cable tidy system

AVAILABLE IN

- Single - Workstation
- Shared - Pod
- Fixed Height
- Height Adjustable - Winder or Electric
- 1800 x 1800w x 600d mm
- 1800 x 1800w x 750d mm

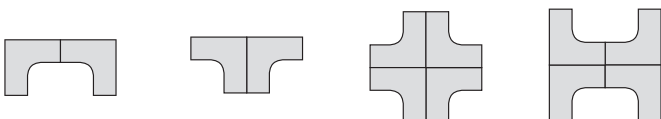
COMPATIBLE SCREENS

- Split 22 mm with Translucent PVC or Red/Black E-panel insert
- Breathe 22 mm
- Studio50



Studio50
Screens are
Australian
Made.

POSSIBLE CONFIGURATIONS



AXIS 120°

Axis office environments create a sense of community & space and support dynamic changes in workplace technologies while evolving work practices.



AXIS 120° WORKSTATION



Available to GECA certification at special request



Axis Desking with Translucent and Red Screens

STANDARD FEATURES

- 50 x 50 mm square end frames with flush ground weld finish
- 50 x 25 mm rails
- 80 mm height adjustment in each foot
- Frames finished in Gloss White powdercoat
- 25 mm worksurfaces finished in White melamine on E0 grade substrate with matching PVC edge
- Available with modesties
- Fixed height 720 mm (incl worksurafce)
- Compatible with comseal cable tidy system

AVAILABLE IN

- Single - Workstation
- Shared - Pod
- Fixed Height
- Height Adjustable - Winder
- 1200 x 1200/600 mm
- 1200 x 1200/750 mm

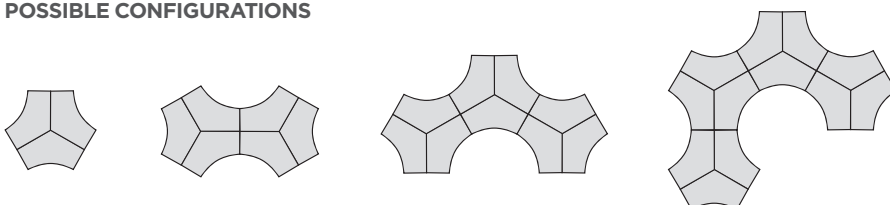
COMPATIBLE SCREENS

- Split 22 mm with Translucent PVC or Red/Black E-panel insert
- Breathe 22 mm
- Studio50



Studio50
Screens are
Australian
Made.

POSSIBLE CONFIGURATIONS



AXIS 90°

ELECTRIC HEIGHT ADJUST

Standing up at work is more than just a trend, it is also a healthier option. Move up another level with a sit/stand adjustment at the flick of a switch and enables your office workspace the ability to adapt to suit multiple users.



AXIS 90° WORKSTATION

ELECTRIC HEIGHT ADJUST



Available to GECA certification at special request



Axis 90° Highrise Desking with Studio50 Screens.

STANDARD FEATURES

- 50 x 50 mm square end frames with flush ground weld finish
- Flat foot frame
- 50 x 25 mm rails
- 80 mm height adjustment in each foot
- Frame finished in Gloss White powdercoat
- 25 mm worksurfaces finished in White melamine on E0 grade substrate with matching PVC edge
- Available with modesties
- AC electric motor - 25 mm/second for simple, smooth adjustment - 70 kg weight capacity
- Electric adjustable worksurface height from 685 mm - 1205 mm (incl worksurface)
- Compatible with comseal cable tidy system

AVAILABLE IN

- Single - Workstation
- Shared - Pod
- 1800 x 1800w x 750d mm

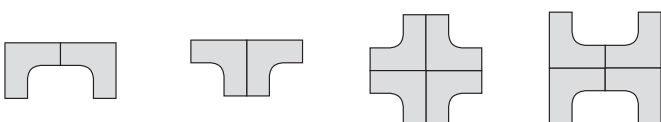
COMPATIBLE SCREENS

- Split 22 mm with Translucent PVC or Red/Black E-panel insert
- Breathe 22 mm
- Studio50
- E-panel clamp-on



Studio50
Screens are
Australian
Made.

POSSIBLE CONFIGURATIONS



AXIS DESK

ELECTRIC HEIGHT ADJUST

Standing up at work is more than just a trend, it is also a healthier option. Move up another level with a sit/stand adjustment at the flick of a switch and enables your office workspace the ability to adapt to suit multiple users.



AXIS STRAIGHTLINE DESK

ELECTRIC HEIGHT ADJUST



Available to GECA certification at special request



Axis Highrise Desking with Studio50 Screens & integrated power/data duct.

STANDARD FEATURES

- 50 x 50 mm square end frames with flush ground weld finish
- Flat foot frame
- 50 x 25mm rails
- 80mm height adjustment in each foot
- Frame finished in Gloss White powdercoat
- 25 mm worksurfaces finished in White melamine on E0 grade substrate with matching PVC edge
- Available with modesties
- AC electric motor - 25 mm/second for simple, smooth adjustment - 70 kg weight capacity
- Electric adjustable worksurface height from 685 mm - 1205 mm (incl worksurface)
- Compatible with comseal cable tidy system

AVAILABLE IN

- Single - Desk
- Shared - Straightline or Back-to-back
- 1200w x 750d mm
- 1500w x 750d mm
- 1800w x 750dmm


COMPATIBLE SCREENS

- Split 22 mm with Translucent PVC or Red/Black E-panel insert
- Breathe 22 mm
- Studio50
- E-panel clamp-on



Studio50 Screens are Australian Made.

POSSIBLE CONFIGURATIONS



AXIS 90°

WINDER HEIGHT ADJUST

Multiple users. Multiple shifts. Activity based workspaces. All these factors contribute to the necessity of individual workstations that are height adjustable.



AXIS 90° WORKSTATION

WINDER HEIGHT ADJUST



Available to GECA certification at special request



Axis 90° Highrise Desking with Studio50 Screens.

STANDARD FEATURES

- 50 x 50 mm square end frames with flush ground weld finish
- Flat foot frame
- 50 x 25 mm rails
- 80 mm height adjustment in each foot
- Frames finished in Gloss White powdercoat
- 25 mm worksurfaces finished in White melamine on E0 grade substrate with matching PVC edge
- Available with modesties
- Crank handle user adjustable worksurface height from 660 mm - 1060 mm (incl worksurface)
- Compatible with comseal cable tidy system

AVAILABLE IN

- Single - Workstation
- Shared - Pod
- 1800 x 1800w x 750d mm

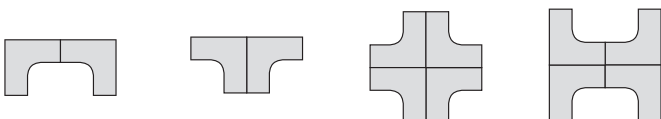
COMPATIBLE SCREENS

- Split 22 mm with Translucent PVC or Red/Black E-panel insert
- Breathe 22 mm
- Studio50
- E-panel clamp-on



Studio50
Screens are
Australian
Made.

POSSIBLE CONFIGURATIONS



AXIS 120°

WINDER HEIGHT ADJUST

Multiple users. Multiple shifts. Activity based workspaces. All these factors contribute to the necessity of individual workstations that are height adjustable.



AXIS 120° WORKSTATION

WINDER HEIGHT ADJUST



Available to GECA certification at special request



Axis 120° Highrise Desking with Studio50 Screens .

STANDARD FEATURES

- 50 x 50 mm square end frames with flush ground weld finish
- Flat foot single side frame & H leg shared
- 50 x 25 mm rails
- 80 mm height adjustment in each foot
- Frames finished in Gloss White powdercoat
- 25 mm worksurfaces finished in White melamine on E0 grade substrate with matching PVC edge
- Available with modesties
- Crank handle user adjustable worksurface height from 660 mm - 1060 mm (incl worksurface)
- Compatible with comseal cable tidy system

AVAILABLE IN

- Single - Workstation
- Shared - Pod
- 1200 x 1200/750 mm

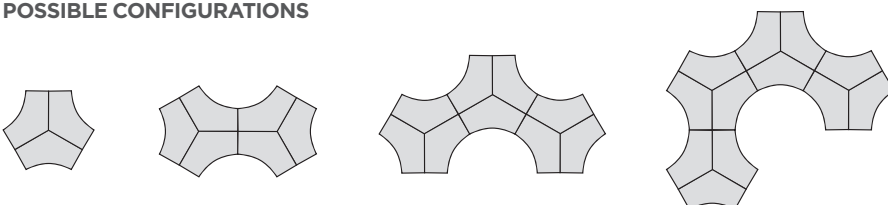
COMPATIBLE SCREENS

- Split 22 mm with Translucent PVC or Red/Black E-panel insert
- Breathe 22 mm
- Studio50
- E-panel clamp-on



Studio50
Screens are
Australian
Made.

POSSIBLE CONFIGURATIONS



AXIS DESK

WINDER HEIGHT ADJUST

Multiple users. Multiple shifts. Activity based workspaces. All these factors contribute to the necessity of individual workstations that are height adjustable.



AXIS STRAIGHTLINE DESK

WINDER HEIGHT ADJUST



Available to GECA certification at special request



Axis Highrise Desking with Studio50 Screens & integrated power/data duct.

STANDARD FEATURES

- 50 x 50 mm square end frames with flush ground weld finish
- Flat foot single side frame & H leg shared
- 50 x 25 mm rails
- 80mm height adjustment in each foot
- Frames finished in Gloss White powdercoat
- 25 mm worksurfaces finished in White melamine on E0 grade substrate with matching PVC edge
- Available with modesties
- Crank handle user adjustable worksurface height from 660 mm - 1060 mm (incl worksurface)
- Compatible with comseal cable tidy system

AVAILABLE IN

- Single - Desk
- Shared - Straightline or Back-to-back
- 1200w x 750d mm
- 1500w x 750d mm
- 1500w x 800d mm (scaloped)
- 1800w x 750d mm
- 1800w x 800d mm (scaloped)

COMPATIBLE SCREENS

- Split 22 mm with Translucent PVC or Red/Black E-panel insert
- Breathe 22 mm
- Studio 50
- E-panel clamp-on



Studio50 Screens are Australian Made.

POSSIBLE CONFIGURATIONS

