



# ANVIL

Bench Desking System



# CONTENTS



4

**ANVIL RECEPTIONS**



6

**ANVIL EXECUTIVE**



12

**ANVIL BENCH - UPHOLSTERED**



16

**ANVIL BENCH - STUDIO**



8

**ANVIL STORAGE**



10

**ANVIL BENCH - ORIGINAL**



18

**ANVIL BENCH**



20

**ANVIL WORKSTATIONS**



\*Available to GECA certification at special request





# ANVIL Receptions





Anvil Reception featuring Axis Tambour with Planter Box and Axis Coffee Table.



# ANVIL Executive Office





Anvil Desk and Return, Mode Highback and Mode Cantilever seating with Axis Credenza/Bookcase Wallunit combination for storage.





# ANVIL Storage





Anvil 6 Pod Desks with Split Screens, Anvil 90° Workstation and Anvil Single Desk combined with Axis Cupboards, Bookcase, Storage Towers, Desk Mounted Shelving and featuring Balance Executive and Adapta seating.



# The Original ANVIL Bench





#### POSSIBLE CONFIGURATIONS



#### Screen options:

- Red e-panel Insert
- Charcoal e-panel Insert
- Fluted Translucent Insert

Anvil 6 Pod Desks, Split Screens with Charcoal E-Panel Inserts, Urban Mesh seating, Axis Mobiles, Dual Monitor Arms.





## ANVIL Bench Upholstered





Screen options:

- Breathe Fabric
- Splice Fabric
- Customers Own Covering

Anvil 4 Pod Desks, Screens in Breathe Camel, Urban Mesh seating and featuring the MotionOffice Shell and Loop.





## ANVIL Bench e-panel





Anvil Double-Sided-Desks, Clamp-on E-Panel Marker Screens, Axis Storage Caddies with Toppa Pads, 900mm high Tambour with Planter Box.





# ANVIL Bench Studio50





Screen options:

- Breathe Fabric
- Splice Fabric
- Customers Own Covering

Anvil Double Sided Desks - Open Plan with Low Profile Studio50 Screens, Studio50 Workpods, Studio50 Standup Hotdesks and Axis Storage.





## ANVIL Bench No Screens





Anvil Double Sided Desk with Deskmount Shelves, Metropolis seating, Modulus Flip with Modesty, Modulus Coffee Tables and Studio50 Freestanding Screens.





# ANVIL Workstations





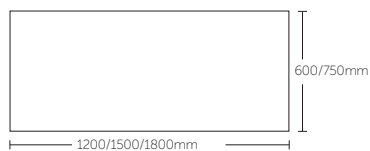
Anvil 90° Workstations, Split Screens with Charcoal/Ignite E-Panel Inserts, Axis Credenzas and Desk Mounted Shelving.



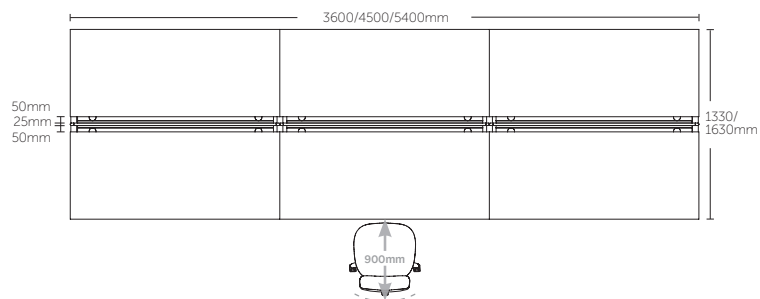
# ANVIL System

## Size Guide

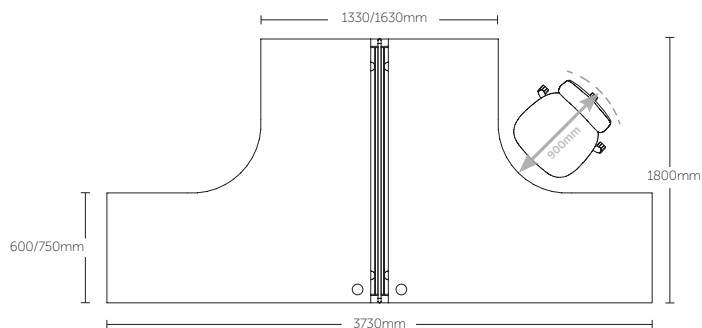
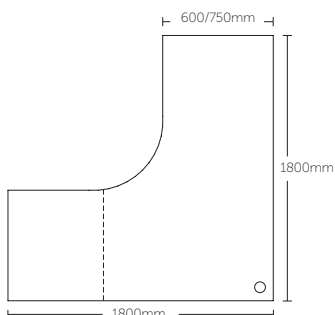
### Single Desks



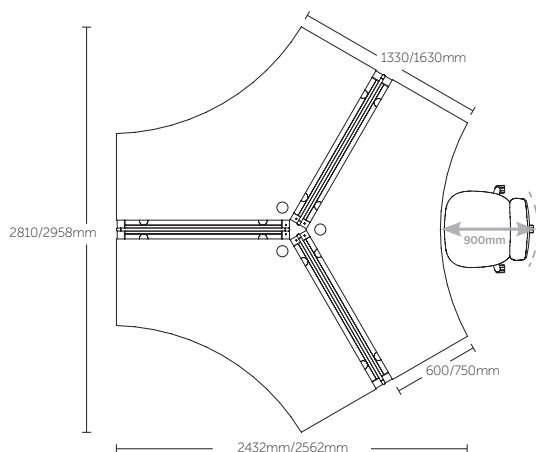
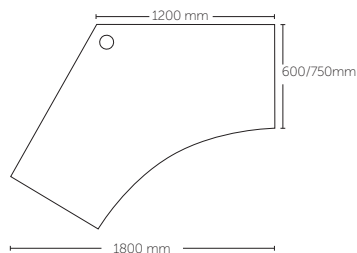
### Double Sided Desks:



### 90° Workstations

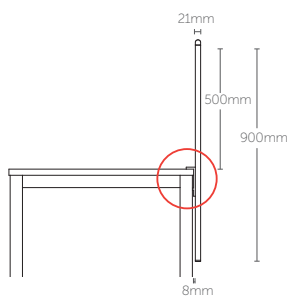


### 120° Workstations



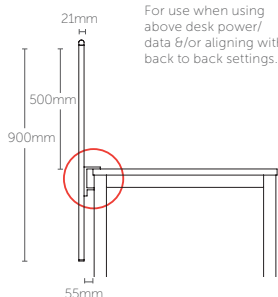
### Desk Hung Screens

#### Standard Bracket




#### Offset Bracket

For use when using above desk power/data &/or aligning with back to back settings.



### Desk Mounted Screens





# ANVIL System

## Product Guide

### Frames:

- 50mm x 50mm x 50mm triangle frame
- 50mm x 25mm rails
- 80mm height adjustment in each foot
- Powdercoat finish
- Work surface height 715mm

Powdercoat finishes available in:

Arctic White Gloss

Black Matt\*

\*Black Matt Powdercoat finish is not available for 90° and 120° workstation layouts

### Work Surfaces:

- 25mm E1 grade substrate
- Melamine finish
- Matching 2mm ABS edge
- 90° two piece work surface with a join at 1200mm along the left or right hand side

Melamine finishes available in:

Studio White

### Axis Split Screens:

- Translucent panel or E-panel insert to the top 300mm
- Studio White Melamine below
- Pinnable core (E-panel insert only)
- 21mm thickness
- Sits 500mm above desk height
- All brackets & trims included

Axis Split Screen inserts available in:

Translucent

Ignite E-panel

Charcoal - E-panel

### Breathe Screens:

- Breathe fabric all over
- Solid non-pinnable core
- 21mm thickness
- 500mm above desk height
- All brackets & trims included

Breathe fabric available in:

Navy

Steel Blue

Royal Blue

Sky Blue

Baby Blue

Fern Green

Lime Green

Plum

Ruby Red

Tomato Red

Bright Orange

Burnt Orange

Black

Slate Grey


Alloy Grey


Camel

### Power/Data:

Trays and plates are included with all workstations with screens. This includes:

- Solid metal segregated cable management trays
- Desktop level power & service mounting
- Service plate Fits quad GPO & data bezels
- Comseal brush covers included with all back-to-back layouts
- **EXCLUDES:** Elsafe/CMS cables and sockets

 This icon indicates cable management is excluded. See page 202 for cable management options.


 This icon indicates cable management mounts is included.






# Seating & Screen Fabric Options


## Breathe




## Splice



## Motion Felt



## E-Panel





# Office Seating Solutions



**Balance Project**  
Black Fabric  
Breathe Cover



**Balance Executive**  
Black/White PU  
Breathe Cover



**Balance Task**  
Black Fabric



**Balance Visitor**  
Black Fabric



**Balance Cantilever**  
Black Fabric



**Mode Highback**  
Black or White PU



**Mode Midback**  
Black or White PU



**Mode Guest**  
Black or White PU



**Mode Cantilever**  
Black or White PU



**Metro Highback**  
Black or White PU



**Metro Midback**  
Black or White PU



**Metro Guest**  
Black or White PU



**Metro Cantilever**  
Black or White PU



**Urban Mesh**  
Breathe Black  
Motion Felt Cover



**Motion Sync**  
Breathe Black  
Motion Felt Cover



**Optic**  
Black Fabric



**Scroll**  
Black Mesh



**Scroll**  
Grey Mesh



**Adapta**  
Black Fabric



**Ozone**  
Black Fabric



**Game Chair**  
4 Leg



**Game Chair**  
Sled Base



**Game Barstool**



**Luna Chair**  
Castor Base



**Luna Chair**  
Oak Base



**Luna Barstool**  
Oak Base



**Metropol 1**  
Black PU



**Metropol 2**  
Black PU



**Jazz 1**  
Black Fabric



**Jazz 2**  
Black Fabric



**Free**  
Motion Felt



**Otto**  
Motion Felt



**Cookie**  
Breathe Fabric



# Office Desking Solutions

## Agile Desking



## Axis Desking



## Anvil Desking



## Aero Desking



## Modulus Desking



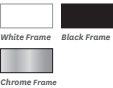
## Screens





# Office Tables & Storage Solutions

## Team Tables



3 Leg



4 Leg  
Small




4 Leg  
Large



6 Leg

## Uni Flip Tables



Uni Flip

## Modulus Tables



Flip

White frame available



5 Star



4 Star



4 Post



Fixed Leg



Collar Leg

Single Span - Single Post



Collar Leg

Double Span - Twin post

## Axis Tables



Coffee Table



Meeting Table  
Small



Meeting Table  
Large



Bar Leaner  
Single Span



Bar Leaner  
Double Span

## Anvil Bar Leaner



Bar Leaner

## Trestle Tables



Bar Leaner  
Single Span

## Personal Storage



Axis Shelf  
Desk Mounted



Mobile  
Locking



Caddy  
Locking



Toppa Pad  
Breathe Upholstery



Towers  
Locking



Filing  
Locking

## Shared Storage



Bookcase



Cupboards  
Locking



Credenza  
Locking



Lockers  
Locking



Tambour  
Locking



Planter Box

## Receptions



Axis



Axis with Pop Top



Anvil

# Activity Based Solutions

motionoffice®

## Individual



**Shell**  
1 & 2 Person



**Zip**  
1, 2, 3, 4, 5 & 6 Person



**Wave**  
2, 4 & 6 Person



**Wedge**  
Fits Shell & Zip



**Link**  
Freestanding



**Link**  
Wall Mounted

## Collaborative



**Team**



**Meeting**



**Ring**



**Disc**  
Shown with Infill



**Arc**



**Arc Low**  
3, 4 & 5



**Arc Mid**  
3, 4 & 5



**Arc High**  
3, 4 & 5



**Arc Worksurface**  
Applies to 1100mm high only



**Grandstand**  
2 Tier & 3 Tier (Straight & 90°)




**Expo**



# Activity Based Solutions

motionoffice®

## Flexible



## Seating





**PLAN,  
DESIGN  
& BUY**



**Register NOW**

**officedesigner.net**





360°

# ENTER OUR VIRTUAL SHOWROOM

[myolg.online/vrshowroom](https://myolg.online/vrshowroom)



**GET THE OLG VIRTUAL SHOWROOM EXPERIENCE**  
Contact your account manager to discuss further.







OLG

[info@olgoffice.com](mailto:info@olgoffice.com)

SYDNEY	02 8188 2732
MELBOURNE	03 9111 0315
BRISBANE	07 3733 1923
ADELAIDE	08 7111 0810
PERTH	08 9468 2707