



OLG

# Desking Range by OLG

Aspirational Design Meets Functional Solutions





AgileMotion+  
Single sided desk &  
Motion Sync chair.





# Contents

<b>Quickstand</b>	<b>4</b>
-------------------	----------

<b>Agile Range</b>	<b>6</b>
--------------------	----------

Agile	8
-------	---

AgileMotion	11
-------------	----

AgileMotion+	12
--------------	----

<b>Plantation</b>	<b>14</b>
-------------------	-----------

<b>Anvil</b>	<b>16</b>
--------------	-----------

<b>Axis</b>	<b>18</b>
-------------	-----------

<b>Axis Trestle Bench</b>	<b>20</b>
---------------------------	-----------

<b>Axis Stretch</b>	<b>22</b>
---------------------	-----------

<b>Modulus</b>	<b>24</b>
----------------	-----------

<b>EkoSystem</b>	<b>26</b>
------------------	-----------

<b>Screens</b>	<b>28</b>
----------------	-----------





Quickstand desk  
w/ E-panel screen  
& Optic chair.

# + Quickstand.

## The Standing Hero.

The hero of the home office, the QuickStand electric desk is the budget-conscious option for small offices and functional remote work setups. Featuring a 2-column frame, single motor mechanism, and programmable 4-memory handset, the QuickStand has a functional height range between 720mm and 1200mm. Boasting a flat-packed weight of 18kg, the QuickStand is portable, reliable and backed by OLG's industry-best 10-year warranty.





Quickstand Desk in Black Frame & New Oak worktop  
with Cable basket, Steel Caddy mobile  
and Balance Project chair



Quickstand Desk  
Black frame with White worktop

## Specifications

Min/Max Height:  
720mm - 1200mm (inc worktop)

Min/Max Worktop Depth:  
750mm - 800mm

Steel Frame Thickness: 2mm

Leg Profile:  
60mm x 60mm (Square)

Leg Columns: 2

Foot Profile: 680mm (Tapered)

Max Weight Rating: 80kg

Warranty: 10 years

## Height Adjustable Features

Controller: Programmable  
with 4 x Memory Presets

Motor Volume: ≤48dB

Adjustment Speed: 25mm/s

Anti Collision Software: Yes

Assembly Time: Less than 10 mins

## Handset



## Screen Options

AcoustiQ

## Optional Upgrades

Cable Management

## Recommended use

Executive, Conference &  
Boardroom Seating

## Workstation Configurations




## Colour Options

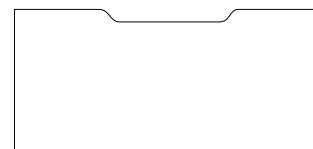
Frame:



Worktop:



600 - 750 mm Worktops



800mm+ Worktops - Scalloped







Agile Fixed  
Double sided desk  
w/ Studio50 screen  
& Urban Mesh chair.

# + Agile Range.

## An Agile for Every Project.

We've designed the Agile range to be the ultimate toolkit for resellers and project managers. It doesn't matter if it's entry level, mid-tier or a premium standing desk solution, there's an Agile for every project.



Agile range includes Agile, AgileMotion & AgileMotion+.

Agile



AgileMotion




AgileMotion+



Worktops



600 - 750mm Worktops



800mm+ worktops - Scalloped

Recommended Usage

Workstation & Standing  
(AgileMotion & AgileMotion+)

Available In

- Single - Desk
- Single - Workstation
- Shared - Back to Back
- 90° Workstation
- 120° Workstation

Screen Options

- Studio50
- AcoustiQ
- Radius18

Colour Options

Frame:

White Frame

Black Frame

Worktop:

Arctic White

New Oak (Matte Finish)

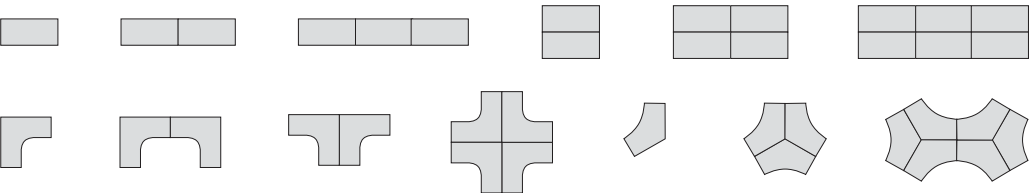
New Oak (Ravine Finish)

Classic Natural

Sublime Teak

Natural Walnut

Workstation Configurations




ASSEMBLY  
REQUIRED

FAST ASSEMBLY  
SYSTEM

10 YEAR  
WARRANTY



# Agile Fixed



Agile Fixed Single Sided Desk



Agile Fixed Double Sided Desk



Agile Fixed 90° Desk

### Specifications

Fixed Height: 715mm (including worktop)

Glide Adjustment: 25mm

Min/Max Worktop Width:  
1200mm - 2400mm

Min/Max Worktop Depth:  
600mm - 900mm

Steel Frame Thickness: 2mm

Leg Profile: 90mm x 60mm (Square)

Leg Columns: 1

Foot Profile: 580mm or 680mm (Flat)


Max Weight Rating: 160kg

Warranty: 10 years


### Recommended Usage

Workstation

### Worktops



600 - 750mm Worktops



800mm+ worktops - Scalloped

### Screen Options

Studio50, AcoustiQ, Radius18

### Optional Upgrades

Cable Management

### Colour Options

Frame:



White Frame



Black Frame

Worktop:



Arctic White



New Oak  
(Matte Finish)



New Oak  
(Ravine Finish)



Classic Natural



Sublime Teak



Natural Walnut

### Available In

Single Sided Desk

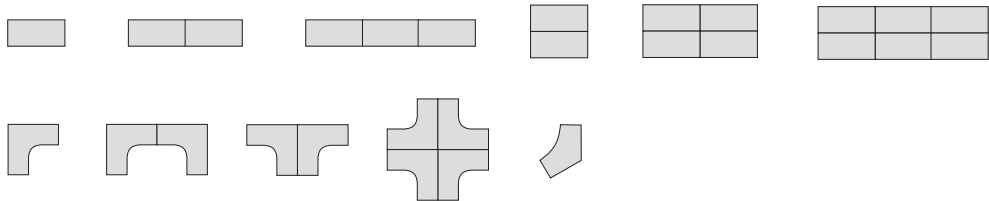
Double Sided Desk

Single 90° Workstation

Double 90° Workstation

Single 120° Workstation

### Workstation Configurations





# Agile Winder



Agile Winder Single Sided Desk



Agile Winder Double Sided Desk



Agile Winder 90° Desk

## Specifications

Min/Max Height:  
680mm – 1130mm (including worktop)

Glide Adjustment: 25mm

Min/Max Worktop Width:  
1200mm – 2400mm

Min/Max Worktop Depth:  
600mm – 900mm

Steel Frame Thickness: 2mm

Leg Profile: 90mm x 60mm (Rectangular)

Leg Columns: 1-2

Foot Profile: 580mm or 680mm (Flat)


Max Weight Rating: 160kg

Warranty: 10 years


## Recommended Usage

Workstation & Standing

## Worktops



600 – 750mm Worktops



800mm+ worktops – Scalloped

## Available In

Single Sided Desk

Double Sided Desk

Single 90° Workstation

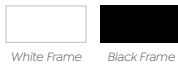
Double 90° Workstation

## Optional Upgrades


Cable Management

## Colour Options

Frame:



Worktop:



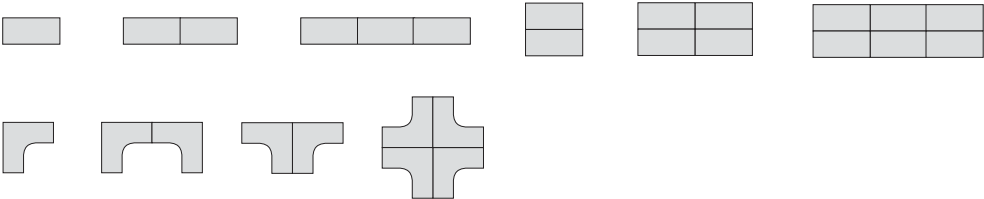
## Height-Adjustable Features

Adjustment Speed: 5mm per turn

## Screen Options

Studio50, AcoustiQ, Radius18

## Workstation Configurations





# Agile 2C Electric



Agile 2 Column Electric Single Sided Desk



Agile 2 Column Electric Double Sided Desk



Agile 2 Column Electric 90° Desk

## Specifications

Min/Max Height:  
680mm – 1130mm (including worktop)

Glide Adjustment: 25mm

Min/Max Worktop Width:  
1200mm – 2400mm

Min/Max Worktop Depth:  
600mm – 900mm

Steel Frame Thickness: 2mm

Leg Profile: 90mm x 60mm (Rectangular)

Leg Columns: 1-2

Foot Profile: 580mm or 680mm (Flat)

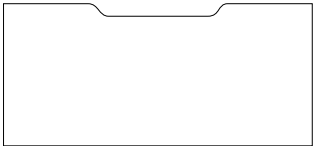
Max Weight Rating: 160kg

Warranty: 10 years

## Worktops



600 – 750mm Worktops




800mm+ worktops – Scalloped

## Colour Options

Frame:



Worktop:



## Height-Adjustable Features

Motor Type: Single Electric

Controller:  
Programmable with 4 x Memory Presets

Motor Volume: ≤45dB

Adjustment Speed: 25mm per second

Anti Collision Software: Yes

Assembly Time: Less than 10 minutes

## Recommended Usage

Workstation, Standing and Executive

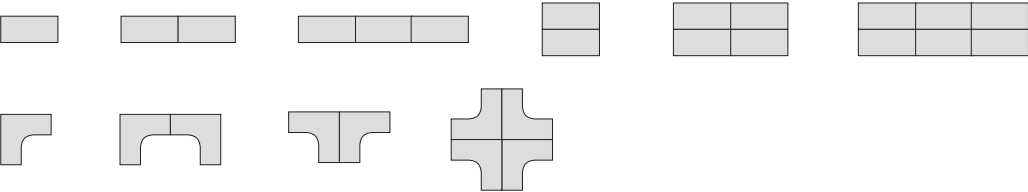
## Screen Options

Studio50, AcoustiQ, Radius18

## Optional Upgrades

Cable Management

## Workstation Configurations





# AgileMotion



Single Sided 3C Electric Standing Desk



Double Sided 3C Electric Standing Desk



90° 3C Electric Standing Desk

## Specifications

Min/Max Height:  
620mm – 1270mm (including worktop)

Glide Adjustment: 25mm

Min/Max Worktop Width:  
1200mm – 1800mm

Min/Max Worktop Depth:  
600mm – 800mm

Steel Frame Thickness: 2mm

Leg Profile: 70mm x 70mm (Square)

Leg Columns: 3

Foot Profile: 580mm or 680mm (Flat)

Max Weight Rating: 140kg

Warranty: 10 years


## Handset



## Worktops



600 – 750mm Worktops



800mm worktops – Scalloped

## Available In

Single Sided Desk

Double Sided Desk

Single 90° Workstation

Single 120° Workstation

## Optional Upgrades

Cable Management

## Screen Options

Studio50, AcoustiQ, Radius18

## Colour Options

Frame:



White Frame Black Frame

Worktop:



Arctic White New Oak (Matte Finish) New Oak (Ravine Finish)



Classic Natural Sublime Teak Natural Walnut

## Height-Adjustable Features

Motor Type:

Dual Electric (Straight Desks)

Triple Electric (Corner Desks)

Controller:

Programmable with 4 x Memory Presets

Motor Volume: ≤40dB

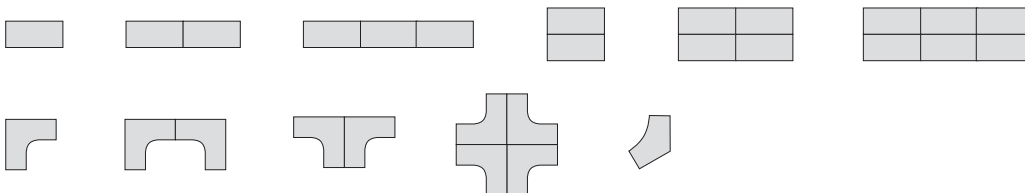
Anti Collision Software: Yes

Assembly Time: Less than 5 minutes

## Recommended Usage

Workstation and Standing

## Workstation Configurations





# AgileMotion+



Single Sided 3C Electric Standing Desk



Double Sided 3C Electric Standing Desk



90° 3C Electric Standing Desk

## Specifications

Min/Max Height:  
680mm – 1130mm (including worktop)

Glide Adjustment: 25mm

Min/Max Worktop Width:  
1200mm – 2400mm

Min/Max Worktop Depth:  
600mm – 900mm

Steel Frame Thickness: 2mm

Leg Profile: 90mm x 60mm (Rectangular)

Leg Columns: 1-2

Foot Profile: 580mm or 680mm (Flat)

Max Weight Rating: 160kg

Warranty: 10 years

## Optional Upgrades

Cable Management

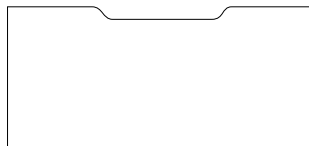
## Recommended Usage

Workstation, Standing and Executive

## Worktops



600 – 750mm Worktops



800mm+ worktops – Scalloped

## Available In

Single Sided Desk

Double Sided Desk

Single 90° Workstation


Double 90° Workstation

Single 120° Workstation

Triple 120° Workstation

## Colour Options


Frame:



White Frame

Black Frame

Worktop:



Arctic White

New Oak  
(Matte Finish)

New Oak  
(Ravine Finish)

Classic Natural

Sublime Teak

Natural Walnut

## Height-Adjustable Features

Motor Type: Dual Electric

Controller: Upgraded IR30 Handset

Motor Volume: ≤40dB

Adjustment Speed: 30mm per second

Anti Collision Software: Yes

Assembly Time: Less than 5 minutes

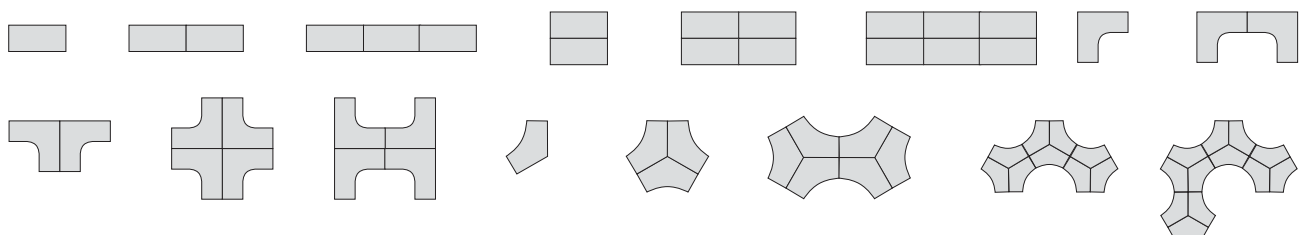
## Handset & Controller



## Screen Options

Studio50, AcoustiQ, Radius18

## Workstation Configurations








AgileMotion Desking with  
AcoustiQ Screens and Proflex  
Monitor arms.





Plantation Desk with  
AcoustiQ Screen and  
Motion Sync Chair.

# + Plantation.

## Sustainable Modern Design.

Plantation desking is the perfect intersection of sustainable products and striking design aesthetics. With ethically-sourced timber products certified from the FSC and an inspired design that makes use of sharp, refined lines, it's never been easier to create an a functional workspace that is also environmentally conscious.

Compatible with OLG's full range of Sudio50 screens, Radius18 screens and acoustic barriers, the Plantation range is available in a single-sided desk or double-sided desk for 2, 4, or 6 users.



Plantation Desking range includes Single sided desk, 2-User Double sided desk, 4-User Double sided desk, and 6-User Double sided desk.



Plantation Single Sided Desk  
with Modesty  
with Return & Modesty also available



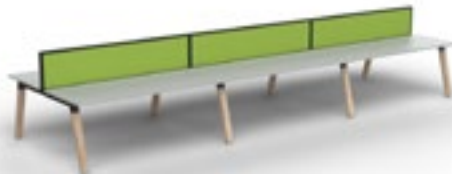
Plantation Single Sided Desk  
with return  
with Modesty also available



Plantation Double Sided Desk  
with Studio50 screen  
Radius18 & AcoustiQ screens also available



Plantation 4 User Double Sided Desk  
with Radius18 screen  
Studio50 & AcoustiQ screens also available



Plantation 6 User Double Sided Desk  
with Radius18 screen  
Studio50 & AcoustiQ screens also available

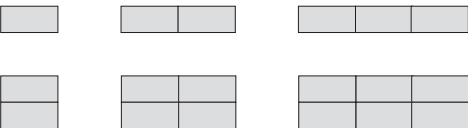
Specifications

- Fixed Height: 720mm (including worktop)
- Min/Max Worktop Width:  
1200mm – 2400mm
- Min/Max Worktop Depth:  
600mm – 900mm
- Steel Frame Thickness: N/A
- Leg Profile:  
70mm x 50mm (Straight or Splayed)
- Leg Columns: 1
- Foot Profile:  
25mm Height Adjustable Feet
- Max Weight Rating: 160kg
- Warranty: 10 years

Recommended Usage

Workstation, Executive,  
Conference & Boardroom


Workstation Configurations



Worktops



600 – 750 mm Worktops



800mm+ worktops – Scalloped

Screen Options

Studio50, AcoustiQ, Radius18

Optional Upgrades

Cable Management

Colour Options

Frame:



New Oak

Worktop:



Arctic White



New Oak  
(Matte Finish)



New Oak  
(Ravine Finish)



Classic Natural



Sublime Teak



Natural Walnut

Available In

Single Sided Desk

Double Sided Desk

90° Desk and Return







Anvil Desk 6-user  
Double sided desk with  
Studio50 & Return screen  
& Balance Executive chair.

**+ Anvil.**

## The Corporate Chameleon.

For more than a decade, the Anvil range of fixed desking has been a cornerstone of inspired office design.

From the distinctly triangular frame profile to the 25mm E1 grade melamine worktop, the Anvil is just as much a statement piece as it is a functional piece of office furniture. Strong, stable and versatile; each Anvil desk also features a fixed height of 715mm, cable port with cover and a 30mm height adjustment in each foot.

As a modular, multi-configuration desk, the Anvil is available in a virtually unlimited number of arrangements from straight, double sided and pod configurations to complex, hybrid setups. With countless design options, the only limit to the Anvil's functionality is your imagination.



Anvil Desking range includes Single sided, Double sided, 90° and 120° desks with single to multiple user possible configurations.



Anvil Single Sided Desk



Anvil 90° Single User Desk



Anvil 120° Single User Desk

### Specifications

Fixed Height: 715mm (including worktop)

Min/Max Worktop Width:  
1200mm – 2400mm

Min/Max Worktop Depth:  
600mm – 900mm

Steel Frame Thickness: 2mm

Leg Profile: 50mm x 50mm (Square)

Leg Columns: 1

Foot Profile:  
80mm Height Adjustment in Each Foot

Max Weight Rating: 140kg

Warranty: 10 years

### Available In

Single Sided Desk

Double Sided Desk

Single 90° Workstation

Double 90° Workstation

Single 120° Workstation

Double 120° Workstation

### Screen Options

Studio50, AcoustiQ, Radius18

### Optional Upgrades

Cable Management

### Recommended Usage

Workstation, Conference & Boardroom

### Colour Options

Frame:



White Frame



Black Frame

Worktop:



Arctic White



New Oak (Matte Finish)



New Oak (Ravine Finish)



Classic Natural



Sublime Teak

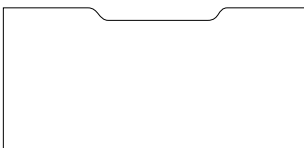


Natural Walnut

### Worktops

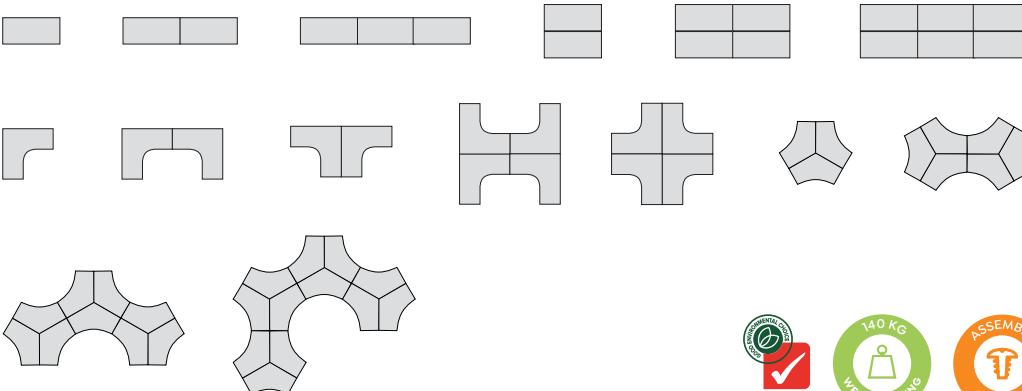


600 – 750mm Worktops



800mm+ worktops – Scalloped

### Workstation Configurations







## Endless Configuration Opportunities.

A staple in Australia's offices for the better part of a decade, the Axis family of fixed desking is a clear crowd favourite for many reasons.

Featuring a powder-coated black or white rectangular frame, a fixed height of 715mm and an 80mm height adjustment in each foot, the Axis range is as stylish as it is functional.

Earning its nickname as the "Swiss Army Knife" of fixed desking, the Axis is available in an infinite number of arrangements from straight, double sided and pod configurations to complex, hybrid setups. With endless design options, the final result is only limited by your creativity.



Axis Desk and  
MotionSync Chair  
with lumbar & arms



Axis Desking range includes Single sided, Double sided, 90° and 120° desks with single to multiple user possible configurations.



Axis Single Sided Desk



Axis 90° Single User Desk



Axis 120° Single User Desk

### Common Specifications

2mm - 50 x 50mm square legs
80mm height adjustment in each foot
2mm - 50 x 25mm rails
Height: 715mm including worktop
1200 - 2400 mm worktop width
600 - 900 mm worktop depth
90° & 120° worktops include cable ports
Melamine worktop - 25mm E1 grade substrate finished in white melamine or new oak with matching 2mm PVC edge
Max Weight Rating: 140kg
Warranty: 10 years

### Screen Options

Studio50, AcoustiQ, Radius18
------------------------------

### Recommended Usage

Workstation, Conference and Boardroom
---------------------------------------


### Available In

Single Sided Desk
Double Sided Desk
Single 90° Workstation
Double 90° Workstation
Single 120° Workstation
Double 120° Workstation

### Worktops



600 - 750mm Worktops



800mm+ worktops - Scalloped

### Optional Upgrades

Cable Management
------------------

### Colour Options

Frame:
<div> <div></div> <div></div> </div> <div> <div>White Frame</div> <div>Black Frame</div> </div>
Worktop:
<div> <div></div> <div></div> <div></div> </div> <div> <div>Arctic White</div> <div>New Oak (Matte Finish)</div> <div>New Oak (Ravine Finish)</div> </div>
<div> <div></div> <div></div> <div></div> </div> <div> <div>Classic Natural</div> <div>Sublime Teak</div> <div>Natural Walnut</div> </div>

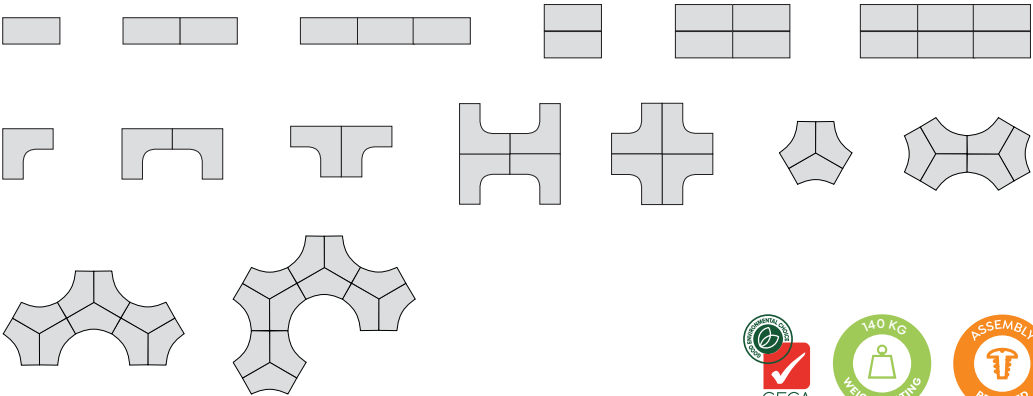
### Power & Data

Trays and plates are included with all workstations priced with screens. This includes:

Solid metal segregated cable management trays

Desktop level power & service mounting plates with cut outs (Cut outs fit Elsafe/CMCS quad GPO & data bezels - excludes cable and software outlets.

### Workstation Configurations





# + Axis Trestle Bench.

## Business Class Legroom.

Ideal for open-plan workstations, collaborative spaces or meeting rooms, the Axis Trestle table is an ingenious reimagining of a standard desk that allows for more legroom and greater worktop real estate.

Featuring a sturdy foot rail and angled, A-Frame legs that flare out for additional leg room, the Axis Trestle maximises available space with worktops as big as 800mm.



Axis Trestle Bench  
and MotionSync chair.



Axis Trestle Benching includes 2 User, 4 User, and 6 User Double sided workspace configurations.



Axis Trestle Bench 2 User Double Sided Workspace



Axis Trestle Bench 4 User Double Sided Workspace



Axis Trestle Bench 6 User Double Sided Workspace

Specifications

Fixed Height: 715mm (including worktop)

Min/Max Worktop Width:  
1200mm – 2400mm

Min/Max Worktop Depth:  
750mm – 900mm

1200 – 2400 mm worktop width

750 – 900 mm worktop depth

Multiple rail positions on each frame

Melamine worktop – 25mm E1 grade substrate finished in Arctic white or New oak with matching 2mm PVC edge

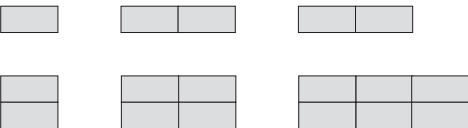
Max Weight Rating: 140kg

Warranty: 10 years

Recommended Usage

Workstation, Conference and Boardroom

Workstation Configurations



Available In

2-User Double sided desk


4-User Double sided desk

6-User Double sided desk

Worktops



750mm Worktops



800mm+ worktops – Scalloped

Screen Options


Studio50, AcoustiQ, Radius18

Colour Options

Frame:



Worktop:




Optional Upgrades

Prodigy Baskets  
750 / 950 / 1250 mm

Softwire Standard Kits (White only)  
Ceiling Start + 4GPO  
Wall Start + 4GPO  
Desk Kit 4GPO







Axis Stretch desk with  
Radius18 screen, Umbilical  
& Balance Executive chair.

# +Axis Stretch.

## Broaden your Horizons.

When you've got room to spare and need a solution that is far from standard, the Axis Stretch is the perfect double-sided toolkit with endless possibilities.

With flexible frame widths and multiple possible configurations, the Axis Stretch can accommodate a near-endless range of worktop sizes and acoustic screens in a 2, 4 or 6-user setup.






Technical drawing of a bridge deck cross-section. The total width is 1190 - 1600. The deck height is 690. The reinforcement layout includes a top layer of bars with a central spacing of 200 and end spacings of 277. A bottom layer of bars is also shown, with a central spacing of 200 and end spacings of 277. A central longitudinal section is indicated by a dashed line.

--	--







Modulus Desk with  
Modesty panel &  
Mode Highback chair.

# + Modulus.

## Class and Sophistication.

As part of the wider Modulus range, this sophisticated collection of fixed-height desking is the stylish way to upgrade your office.

Featuring a black powder-coated frame with polished alloy feet and a fixed worktop height of 720mm, creating innovative and stylish spaces within your office has never been easier. Available in straight single, shared single, 90-degree and double sided configurations, the Modulus can be arranged to suit any number of modern office layouts.



## Modulus Desking includes Single, Shared Single & Double sided workspaces.









Modulus Single Sided Desk



Modulus 90° Desk



Modulus Shared Double Sided Desk

TOP SHAPE	TOP SIZE	TABLE LEG CONFIGURATION		BEAM & RAIL OPTIONS	
	600 - 900 mm LENGTH	 <b>690 mm Fixed Leg Set</b> <b>AU_FWMOD_06END_B</b> <i>Add 1 upper beam to fit the length of your table top (Table top length 2400 mm max)</i>		<b>UPPER BEAMS</b> One Beam Per Span Single Post Two Beams Per Span Twin Post  <u><b>AU_FWTOPRAIL850_B</b></u> <u><b>AU_FWTOPRAIL1100_B</b></u> <u><b>AU_FWTOPRAIL1300_B</b></u> <u><b>AU_FWTOPRAIL1600_B</b></u> <u><b>AU_FWTOPRAIL1900_B</b></u> <u><b>AU_FWTOPRAIL2200_B</b></u>  Is your table top longer? Use a combination of beams to suit  <b>LOWER BEAMS</b> (TWIN POST FRAMES ONLY)  <u><b>AU_FWBOTRAIL1100_B</b></u> <u><b>AU_FWBOTRAIL1300_B</b></u> <u><b>AU_FWBOTRAIL1600_B</b></u> <u><b>AU_FWBOTRAIL1900_B</b></u> <u><b>AU_FWBOTRAIL2200_B</b></u>  <b>WIDTH KITS</b> (PER LEG - TWIN POST FRAMES ONLY)  <u><b>AU_FWI200SET_B</b></u> (1200 - 1300 mm wide) <u><b>AU_FWI400SET_B</b></u> (1400 - 1500 mm wide) <u><b>AU_FWI600SET_B</b></u> (1600 - 1900 mm wide) <u><b>AU_FWI800SET_B</b></u> (1800 - 2000 mm wide)	
	900 - 1100 mm LENGTH	700 mm DEPTH	 <b>690 mm Return Leg Single</b> <b>AU_FWMOD_06MID_B</b> <i>Add 1 upper beam to fit the length of your table top</i>		
		600 mm DEPTH	 <b>460 mm Return Leg Single</b> <b>AU_FWMOD_05MID_B</b> <i>Add 1 upper beam to fit the length of your table top</i>		
		1200 - 1900 mm LENGTH	 <b>Twin Post Legs with Collar</b> <b>End Leg Pair</b> <b>AU_FWMOD_04END_B (Desk)</b> <b>Centre Leg</b> <b>AU_FWMOD_04MID_B</b> <i>Add 2 upper and 1 lower beams to fit the length of your table top (each section). Add width kit to suit width of your table. (Table top can be an infinite length)</i>		

### Specifications

Fixed Height: 715mm (including worktop)

Min/Max Worktop Width:  
1200mm - 2400mm

Min/Max Worktop Depth:  
600mm - 900mm  
(Adjustable Frame Width)

Steel Frame Thickness: 2mm

Leg Profile: 50mm x 50mm (Square)

Leg Columns: 1

Foot Profile:  
80mm Height Adjustment in Each Foot.

Max Weight Rating: 140kg

Warranty: 10 years

### Recommended Usage

Workstation, Executive,  
Conference and Boardroom

### Available In

Single sided desk


Double sided desk

Standard + return

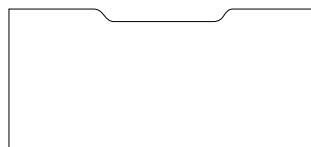
Single 90° desk

Double 90° desk

### Worktops



600 - 750mm Worktops



800mm+ worktops - Scalloped

### Colour Options

Frame:



Black & Polished Alloy

Worktop:



Arctic White

New Oak  
(Matte Finish)

New Oak  
(Ravine Finish)



Classic Natural

Sublime Teak

Natural Walnut

### Screen Options

Studio50, AcoustiQ, Radius18

### Optional Upgrades

Cable Management







# + EkoSystem.

## Compact Solutions.

Whether you prefer the clean, understated beauty of traditional white, or the raw boldness of our New Oak/Charcoal combo, EkoSystem is the perfect foundation for smaller workspaces. With desk sizes to suit any space, worktop height storage options can also be used to extend the workspace. Complete your space with matching desktop storage shelves to help to keep workspaces tidy.



EkoSystem Desking includes Single, Shared Single & Double sided workspaces.



EkoSystem Single Sided Desk



EkoSystem Fixed Return



EkoSystem 90° Workstation



EkoSystem Shared 2 User Double Sided Desk



EkoSystem Shared 4 User Double Sided Desk

Specifications

Fixed Height: 715mm (including worktop)
Min/Max Worktop Width: 1200mm - 1800mm
Min/Max Worktop Depth: 600mm - 900mm
Steel Frame Thickness: N/A
Leg Profile: N/A
Leg Columns: 1
Foot Profile: N/A
Max Weight Rating: 140kg
Warranty: 10 years

Recommended Usage

Workstation, Conference and Boardroom


Available In

Single sided desk
2-User double sided desk
4-User double sided desk
Standard + Return
90° corner desk

Worktops



600 - 750mm Worktops



800mm+ worktops - Scalloped

Colour Options:

Frame:



White Frame



Charcoal Frame

Worktop:



Arctic White



New Oak  
(Ravine Finish)

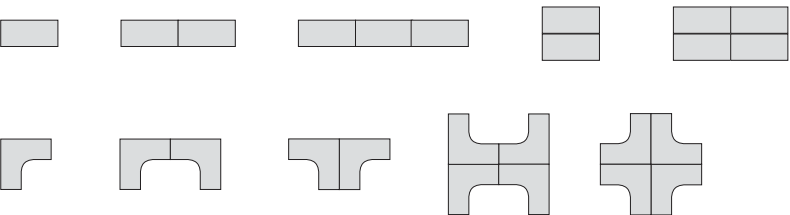
Screen Options

Studio50, AcoustiQ, Radius18


Optional Upgrades

Cable Management

Workstation Configurations







AgileMotion+ 120° 3-pod workstation  
with Studio50 screen, cable cobra  
and MotionSync chair.

# +Screens.

## Privacy and Silence Solutions.

When privacy is paramount and silence is golden, acoustiq screens create spaces within spaces that foster increased focus while still allowing for collaboration.

From screens that form cubicles to semi-private barriers that absorb ambient noise, you can plan and create functional working spaces that allow talent to thrive. With a wide range of screen thicknesses, fabric colour choices and framing options, acoustic screens are as versatile as they are functional.



## Screens include Studio50, Radius18, and AcoustiQ Screens.

### Studio50 Screens

50 mm thickness

#### Desktop Mounted

500 mm above worktop (approx  
1220 mm AFL) (can be modified)

#### Full Height

1200/1500/1800 mm standard height  
options

Breathe or Splice fabric all over

Pinnable core

Screen to desktop brackets included

Powdercoat frame finished in white or  
black

Option for ducting with power data  
punch-outs to suit Elsafe/CMS cables/  
Sockets/GPO's/Data bezels

Option for glazing upgrade

Made to order

### Radius18

40mm radius on all corners

Available in Splice/ MotionFelt/  
Breathe Fabrics

#### C.O.M

Price on Application



Studio50 Cable Management Panel

### AcoustiQ

10mm / 20mm / 30mm thickness


Wrap screens

Slide on Screens

Clamp on Screens



Studio50 data punch-out locations  
This product is pinnable  
made to order



Studio50 Black Frame



Studio50 White Frame



Pinnable Core



Studio50  
Screens are  
Australian  
Made.


#### Breathe



#### Splice



#### MotionFelt (Radius18 only)



### Studio50/Radius18 Screen Colour Options

### AcoustiQ Screen Colour Options








**OLG**

**02 8188 2732**

[info@olgoffice.com](mailto:info@olgoffice.com)

 **OLG-Office**

[myolg.online](https://myolg.online) | [olgoffice.com](https://olgoffice.com)