

The OLG logo is displayed in white text on a red rectangular background in the top left corner of the image.A modern interior scene featuring a large, round, light-colored wooden table with a thick, cylindrical pedestal base. On the table, there is a laptop and a white coffee cup. A large potted plant with green foliage sits on the table. Two modern, black, high-backed chairs with thin metal legs are positioned around the table. The background is a light green wall with vertical paneling, and the floor is a light-colored, textured surface.

Seating Range by OLG

Aspirational Design Meets Functional Solutions





Contents

Balance Range	10
Urban Mesh	14
Scroll	16
Vista	18
Smooth	20
Venice	22
Adapta	24
Motion Sync	26
Metro	28
Mode	32
Game	34
Tilly	36
Engage	38
Logic	40
Stax	42
Optic	44
Luna	44
Evo	48
Zipp	50


Office Seating Solutions

Categories


Task Chairs



Balance Project
Black Fabric
Breathe Cover



Balance Executive
Black PU
Breathe Cover



Balance Task
Black Fabric



Urban Mesh
Breathe Black
Motion Felt Cover



Motion Sync
Breathe Black
Motion Felt Cover



Optic
Black Fabric



Evo
Breathe Fabric



Engage
Black Mesh



Flow
Black Mesh



Tilly
Black PP
Mesh Cover

Meeting or Boardroom Chairs



Mode Highback
Black PU



Mode Guest
Black PU



Mode Cantilever
Black PU



Metro Midback
Black PU



Metro Cantilever
Black PU



Metro All Black
Black PU



Metro All Black
Camel PU



Boston
Charcoal Yuna
Fabric



Scroll
Black Mesh



Scroll
Grey Mesh



Engage
Black Mesh



Flow
Black Mesh



Vista Swivel
Padded Seat

Visitor Chairs



Smooth Sled
House Charcoal
Fabric



Smooth 4 Point
House Charcoal
Fabric



Balance Task
House Charcoal
Fabric



Balance Cantilever
Black Fabric



Venice QM
Black Fabric



Venice YD
Breathe Fabric



Venice YK
Black Fabric



Venice YM
Breathe Black
Motion Felt Cover



Luna Chair
Black Fabric



Vista Glide
Padded Seat



Vista Pivot
Padded Seat

Training Room Chairs



Adapta
Black Fabric



Balance Visitor
Black Fabric



Stax
Sled Base



Logic
Breathe Fabric



Zipp
Breathe Fabric

Barstools



Luna Barstool
Oak Base



Vista Barstool
Padded Seat





Scroll seating and
Flare Meeting Table.

Education Seating Solutions

Categories

Auditorium Chairs



Stax
Sled Base



Vista Glide
Padded Seat



Game Chair
4 Leg



Game Chair
Sled Base

Reception Chairs



Smooth Sled
House Charcoal
Fabric



Smooth 4 Point
House Charcoal
Fabric



Smooth Swivel
House Charcoal
Fabric



Vista Glide
Padded Seat



Vista Pivot
Padded Seat



Venice QM
Oak 4 leg base
Fully upholstered



Venice YD
4 point fixed based
Seat Upholstered



Venice YK
4 point castor base
Seat Upholstered



Venice YM
Oak legs
Seat upholstered

Staffroom Chairs



Vista Glide
Padded Seat



Vista Pivot
Padded Seat



Stax
Sled Base



Smooth Sled
House Charcoal
Fabric



Game Chair
4 Leg



Game Chair
Sled Base



Vista Barstool
Padded Seat



Game Barstool

Training Chairs



Adapta
Black Fabric



Balance Visitor
Black Fabric



Stax
Sled Base



Logic
Breathe Fabric



Zipp
Breathe Fabric

Admin Chairs



Balance Project
*Black Fabric
Breathe Cover*



Urban Mesh
*Breathe Black
Motion Felt Cover*



Motion Sync
*Breathe Black
Motion Felt Cover*



Balance Task
Black Fabric

Cafeteria Chairs



Game Chair
4 Leg



Game Chair
Sled Base



Stax
Sled Base



Game Barstool



Luna Barstool
Oak Base



Vista Barstool
Padded Seat

Lab/High Workstation Chairs



Vista Barstool
Padded Seat



Game Barstool



Balance Task chair,
AgileMotion desk and
Acoustiq screen.

Balance.

The Best in Mesh.

Discover the perfect mix of functional design and comfort with the Balance Seating Range.

Designed to cater to a variety of usages and industries, this range seamlessly blends the sleekness of mesh design with all-day comfort.

From the robust Task chair to the refined Executive, and the versatile Visitor and Cantilever chairs designed for Healthcare and Education settings, the Balance range offers a dependable solution for your Office, Education, and Healthcare seating needs.

Discover a range that stands at the intersection of ergonomic design and everyday functionality.

Balance range includes Task, Project, Executive, Cantilever and Visitor.



Task



Project



Executive



Cantilever



Visitor

Seat Covers

Removable seat covers - easy to refurbish, upgrade & clean!



Options & Finishes

- Black Mesh Back
- Black Eurotex PU Seat
- Polished Alloy Mechanism

Alloy Base



Adjustable Arms



Black Base



Adjustable Lumbar



Balance Executive

The Executive Chair



Specifications

- Solid, cast aluminium synchro mechanism with multi-function support
- Simple, precise weight specific tilt action
- Push/Pull sliding seat depth adjustment with five positions
- Advance tilting limiter with two step memory
- Polished alloy base and mechanism
- Mesh backrest

Dimensions

Weight	21 kg
Volume	0.148cbm
Seat Height	445-555 mm
Seat W/D	480 mm
Overall Height	985-1095 mm

Category

Task

Balance Cantilever

The Comfortable Visitor



Specifications

- Comfortable Mesh Backrest
- Moulded Foam Seat Cushion
- Powdercoated Steel Frame

Dimensions

Weight	11 kg
Volume	0.18 cbm
Seat Height	440 mm
Seat W/D	615/560 mm
Overall Height	865 mm

Category

Visitor

Balance Task

The Reliable Staple



Specifications

- Comfortable Mesh Backrest
- Removable Armrests
- Moulded Foam Seat Cushion
- Heavy Duty Castors
- Pneumatic Height Adjustment

Dimensions

Weight	14.5 kg
Volume	0.10 cbm
Seat Height	430/520 mm
Seat W/D	515/515 mm
Overall Height	830-895 mm

Category

Admin, Task

Balance Visitor

The Training All Rounder



Specifications

Comfortable Mesh Backrest
Removable Armrests
Fold-up Seat
Moulded Foam Seat Cushion
Heavy Duty Castors
Optional Tablet Arm

Weight	10 kg
Volume	0.09 cbm
Seat Height	450 mm
Seat W/D	460/450 mm
Overall Height	820 mm

Category

Training Room, Visitor

Balance Project

The Ergonomic Superstar



Specifications

Solid, cast aluminium synchro mechanism with multi-function support
Simple, precise weight specific tilt action
Push/Pull sliding seat depth adjustment with five positions
Advance tilting limiter with two step memory mechanism
Black nylon base and black powdercoated mechanism
Mesh bracket

Dimensions

Weight	21 kg
Volume	.148 cbm
Seat Height	445-565 mm
Seat W/D	495/485 mm
Overall Height	990-1100 mm

Category

Admin, Task



Balance Executive Chairs,
Axis Desks with AcoutiQ
Screens & Agile Steel Mobiles.



Urban Mesh Chair and Agile Fixed double sided desk w/ Studio50 screen.

Urban Mesh.

Seating Comfort, Built to Last.

The Urban Mesh chair is engineered for durability and adaptability, perfectly suited for high-usage environments.

It features three adjustable levers, allowing users to fine-tune seat height, tilt, and backrest recline to fit their body's needs. The chair is designed with a mesh backrest for breathability and a high-resistance molded foam cushion for support. Notably, it offers customisation through reupholstering in any fabric choice, alongside our standard breathable MotionFelt or black Breathe fabric options.

Optional upgrades include armrests, a gas lift, and a chrome foot ring, enhancing the Urban Mesh's functionality and comfort for any workplace setting.

Urban Mesh range includes Armless, with Arms or with Drafting gas lift chrome foot ring.



With Arms



With Drafting Gas Lift



Armless

Specifications


- Optional Armrests
- High quality black mesh backrest
- High resistance molded seat foam
- Stylish black nylon star base
- AFRDI Blue Accredited – Level 6 Severe Commercial

Category

Task, Admin

Seat Covers

MotionFelt Seat Cover Colour Options



Dimensions

Weight	13 kg
Seat Height	440-535 mm
Seat W/D	520/470 mm
Overall Height	990-1100 mm



Stylish Black Mesh

High quality black mesh backrest – ergonomically supports your back



Ergonomic Adjustments

3 lever ergonomic adjustments – seat height, seat, & back tilt control to personalise your comfort.

Options & Finishes

Bases available in Black



Molded Seat Foam


High resistance molded seat foam with standard black Breathe fabric.



Stylish Base

Stylish black nylon star base with heavy duty 60mm unhooded castors.





Scroll seating, Plantation
desking, Acoustic screens,
& 2 seater SpacePod.

Scroll.

The Trend Setter.

Whether in the office, meeting room, or executive space, OLG's versatile Scroll chair is engineered for both comfort and a luxury aesthetic. A single piece of high-performance mesh forms the seat and backrest, while a polished alloy base provides both stability and that classic, minimalist look.

Exceptional comfort and adjustable features are the hallmark of the Scroll, with a simple lockable tilting function, wire control for height adjustment, tension adjustment for reclining, and contoured removable armrests.



Scroll Black Mesh



Scroll Grey Mesh



Polished Base &
Polished Gas Lift

Specifications

Wire control for up and down adjustment

Contoured removable armrests

Adjustment chair recline

Full mesh, one-piece back and seat in grey (alloy base) or black (nylon base)

AFRDI certified - Level 6 severe commercial

Category

Meeting & Boardroom

Dimensions

Weight	13 kg
Seat Height	440-560 mm
Seat W/D	485/430 mm
Overall Height	865-965 mm



Full Mesh

One-piece back and seat in grey (alloy base) or black (nylon base).



Armrest

Contoured armrests which are also removable.

Options & Finishes

Bases and mesh available in Black or Grey.



Height Adjustment


Wire controlled height adjustment mechanism.



Tilting Function

Simple mechanism with lockable tilting function.





Vista Rise Barstool.

Vista.

The Complete Solution.

Introducing the Vista Seating range – a practical and versatile solution for any office setting. With four distinct models to choose from – Swivel, Glide, Pivot, and Rise – we've got your meeting rooms, breakout areas, and conference spaces sorted.

For those looking to maximise space efficiency, the Vista Glide is your go-to choice. Stackable up to 30 chairs high and linked via sled feet connectors, set up and pack down has never been faster or easier. Alternatively, when you need a bird's eye view of the office cafeteria, you're able to sit up tall with the Vista Rise.

A 360-degree range on both the Swivel and Pivot models means that you can easily turn your life around. Both chairs feature a contoured seat and backrest in your choice of upholstery colour. While the Pivot has four fixed legs, the Swivel comes with a sturdy nylon 5-star base and 60mm castors on each foot. Taking functionality a step further, the Swivel features padded armrests for additional comfort during long workdays.

4 Models to Choose from including the Vista Pivot, Vista Rise Barstool, Vista Swivel and Vista Glide.



Vista Pivot
Padded Seat



Vista Rise Barstool
Non Padded Seat



Vista Swivel
Padded Seat



Vista Glide
Padded Seat

Specifications

Single moulded polypropylene shell is comfortable, robust, easy to clean and is available in a multiple choice of colours

Fast assembly time

Swivel and Pivot models come standard with premium, high resistant moulded foam and upholstered in high quality fabric with multiple colours to choose from

Frame constructed from rigid, steel that is very durable, light and easy to carry

Max weight rating: 140kg

Warranty: 10 years

Dimensions

Vista Glide

Seat Width - 465mm
Seat Height - 830mm
Seat Depth - 455mm

Vista Rise

Seat Width - 465mm
Seat Height - 825mm
Seat Depth - 450mm

Vista Rise

Seat Width - 465mm
Seat Height - 1140mm
Seat Depth - 455mm

Vista Swivel

Seat Width - 595mm
Seat Height - 765-860mm
Seat Depth - 455mm
Armrest Height - 610 - 705mm

Finishes & Options

Fabric Colour Options -

Glide/Rise/Swivel

Black, Sky, Moss, Rust, White

Fabric Colour Options - **Pivot**

Black, Rust, White



Vista Swivel (padded)

360 degree swivel action

Category

Visitor, Reception, Staffroom, Cafeteria, Auditorium, Lab/Highworkstation, & Bartstool



Vista Rise Barstool (padded)

Single moulded polypropylene shell is comfortable, robust and easy to clean



Vista Glide (non padded)

Single moulded polypropylene shell
Sled style steel frame





Smooth chair and
Axis Meeting Table.

Smooth.

The Sleek Essential.

The Smooth chair is engineered for functionality and sleekness, making it a suitable addition to reception, staffroom, and breakout areas in educational and office environments.

It features a modern design with a slim profile, available with either a fixed powder-coated frame or a durable 4-point base equipped with 60mm castors for enhanced mobility, thanks to its 360-degree swivel capability. Constructed from form-fitting moulded polypropylene, the sled-style seat is practically upholstered in charcoal Yuna fabric, combining durability with a contemporary look.

Designed for straightforward, 5-minute assembly and backed by a 10-year warranty, the Smooth chair offers both practicality and reliability for everyday use.



Smooth Swivel



Smooth Sled



Smooth 4 Point

Specifications

All black powder coat base

Upholstered in Charcoal Yuna fabric

Available in Sled, 4 point and Swivel

Category

Visitor, Auditorium, Staffroom,
Cafeteria, Lab/High workstation

Dimensions

Smooth Sled

Seat Height	450 mm
Seat Width	475 mm
Seat Depth	400 mm
Overall Height	735 mm

Smooth 4 Point

Seat Height	495 mm
Seat Width	475 mm
Seat Depth	400 mm
Overall Height	805 mm

Smooth Swivel

Seat Height	485 mm
Seat Width	475 mm
Seat Depth	400 mm
Overall Height	785 mm



Smooth Swivel

The frame is all black powdercoated,
4 point with black nylon castors



Smooth 4 Point

Sleek modern design, boasting
comfort and class



Smooth Sled

Slim, modern, stacking upholstered
chair with a slimline design and
elegant look





Venice Chair and
Plantation coffee table.

Venice.

The Occasional Chair.

When you value style just as much as you do comfort, the Venice is the classy, occasional chair You've been looking for.

The perfect complement for reception spaces and breakout areas, the Venice comes in a fixed, timber leg model or swivelling, steel leg model with the option of castors for manoeuvrability. The polypropylene shell can be upholstered in your choice of local fabrics and each model has an armrest option for added comfort.

For spaces with a touch of class, Venice is the soft and stylish choice.

The Venice Range is available in both Oak & Black Base, including with 4 Point Castor Base.



QM (Without Armrest)

YD Inner Shell Upholstered

YK Inner Shell Upholstered & 4 Point Castor base

YM & YK Inner Shell Upholstered

Specifications

Venice YM

4x Oak Legs
Black plastic outer shell
Upholstered with arm rests

Venice YK

4 point castor base in black
Black plastic outer shell
Upholstered with arm rests
360 degree seat rotation

Venice YD

4 point fixed base in black
Black plastic outer shell
Upholstered with arm rests
360 degree seat rotation

Venice QM

4x Oak Legs
Fully upholstered seat without arm rests

Dimensions

Venice YM

4x Oak Legs
Seat Height - 765mm
Seat Width - 555mm
Seat Depth - 532mm

Venice YK

Seat Height - 790mm
Seat Width - 660mm
Seat Depth - 660mm

Venice YD

Seat Height - 790mm
Seat Width - 660mm
Seat Depth - 660mm

Venice QM

Seat Height - 760mm
Seat Width - 525mm
Seat Depth - 520mm

Finishes & Options

Base available in Oak or Black
Upholstered in Dusk SD-27 Fabric

Category

Visitor, Reception



Strong Structure

Black plastic outer shell provides strong structure





Adapta Chairs and
Modulus Flip Tables.

Adapta.

Versatile Seating for Inspired Learning.

Designed with versatility in mind, the Adapta chair offers a space-efficient solution ideal for the educational sector.

Its design focuses on adaptability and comfort, featuring a flexible, perforated backrest and a mechanism that adjusts tilt tension to your weight, ensuring personalised support. The chair's ease of mobility is enhanced by castors on each leg, and its folding seat allows for efficient nesting and storage, making it perfect for classrooms where space is at a premium.

With options for a black powder coat or chrome finish and the addition of a removable tablet arm, the Adapta chair is a practical, versatile seating choice for any educational setting.

Adapta range includes Armless and with Arms, Chrome or Black Powdercoated Frame.



Chrome Frame



Black Frame



Armless

Specifications

Optional Armrests
Optional Tablet Arm
Castors
Fold-Up Seat
Cast Aluminium
Reclining Chassis
Tilting mechanism with weight specific tension control

Category

Visitor, Training Room

Dimensions

Weight	13 kg
Volume	0.10 cbm
Seat Height	450 mm
Seat W/D	460/450 mm
Overall Height	820 mm

Options & Finishes

Black Backrest
Black Upholstered Seat
Silver Powdercoated or Black Frame



Table arm kit

Chrome mounting connection and arm, black plastic tablet



Space saving

Adapta's folding seat allows for nesting to save space when not in use



Make training a breeze


The combination of comfort, style & quality makes the Adapta a functional choice for training facility seating



Individual Storage Solutions

With the additional option of adding a storage basket underneath each seat, the Adapta chair provides individual storage solutions.





Motion Sync Chair,
Agile tambour &
Agilemotion+ desking with
AcoustiQ screen.

Motion Sync.

Ultimate Comfort.

Renowned for being the most comfortable chair we have to offer; the Motion Sync comes with an unparalleled level of ergonomic customisation. On top of the three distinct adjustment levers and removable lumbar support, the Motion Sync also features an intuitive synchro tilt mechanism that moves the seat in harmony with the backrest recline. For added comfort, the Motion Sync comes with a high-density foam set cushion upholstered in your choice of either Breathe or Motion Felt fabric.

Motion Sync is available with Lumbar (arms & no arms) and in Motion Felt Fabric, as well as Drafting Gas Lift Chrome Foot Ring.



With Lumbar
No Arms



With Arms and Lumbar
Motion Felt Fabric



With Drafting Gas Lift
Chrome Foot Ring
Lumbar Removed



With Arms
and Lumbar

Specifications

Synchro tilt mechanism moves the seat in harmony with the back recline

Stylish black nylon star base

Molded seat foam upholstered in black fabric with super smooth seat slide


Generous sized black mesh backrest - ergonomically supports your back

Category

Visitor, Admin

Seat Covers

MotionFelt Seat Cover Colour Options



Dimensions

Weight	13 kg
Seat Height	480-590 mm
Seat W/D	470/480 mm
Overall Height	965-1080 mm



Mesh-Wrapped Backrest

A flexible mesh-wrapped backrest with removable lumbar support provides all day comfort.



Synchro Tilt Mechanism

To ensure a smooth adjustment, an intuitive synchro mechanism tilts the seat as the back reclines.

Options & Finishes

Bases available in Black & White



Height-Adjustable Arms

Premium armrests can be configured at three different locking heights.



Seat Slide

A smooth seat slide ensures adjustable comfort for all body types in every position.

motionoffice®





Black Metro seating and Modulus table.

Metro.

The Modern Executive.

The Metro chair is designed with functionality and style in mind, ideal for boardroom and meeting room settings. Its breathable fabric ensures comfort during long meetings, while the modern, slim design enhances the look of any professional space. The range includes a midback version on a sleek black powder coat base, offering aesthetic appeal and practicality. Key features include a tension-adjustable knee tilt mechanism, meticulously crafted upholstery with detailed stitching, and a fully sprung seat base, providing superior comfort and support.

Metro is available in Guest, Boardroom, Midback and Black Metro.



Boardroom
No arms



Guest Cantilever
with Armrest covers



Midback



Black Metro
Black Eurotex PU



Black Metro
Camel Eurotex PU

Specifications

- Tension adjustable knee tilt mechanism
- Mirror finish polished alloy frame, base and armrests for Midback, Guest, and Boardroom
- Sleek black powder coat finish for Black Metro
- Fully sprung seat base for outstanding comfort and support
- Refined upholstery with detailed titching in black or white PU for Boardroom, Midback and Guest and black or camel PU for Black Metro

Options & Finishes

- Polished alloy tubular frames
- PU leather upholstered in Black or Camel

Category

Meeting & Boardroom

Dimensions

Metro Guest

- Seat Height 460mm
- Seat Width 480mm
- Seat Depth 470mm
- Back Height 510mm
- Overall Height 940mm
- Overall Width 625mm
- Overall Depth 600mm

Metro Boardroom

- Seat Height 480-560mm
- Seat Width 480mm
- Seat Depth 470mm
- Back Height 510mm
- Overall Height 960-1030mm
- Overall Width 660mm
- Overall Depth 650mm

Metro Midback

- Seat Height 480-560mm
- Seat Width 480mm
- Seat Depth 470mm
- Back Height 510mm
- Overall Height 960-1030mm
- Overall Width 660mm
- Overall Depth 650mm

Black Metro

- Seat Height 480-560mm
- Seat Width 480mm
- Seat Depth 470mm
- Back Height 510mm
- Overall Height 960-1030mm
- Overall Width 660mm
- Overall Depth 650mm









Mode Midback with arms in
black & Modulus All Black.

Mode.

The Traditional Executive.

The Mode collection blends traditional aesthetics with practical design.

Each chair, built on a durable polished alloy tubular frame and featuring a fully sprung seat base with individually upholstered cushions, is the ideal option for those looking for a traditional meeting or boardroom look. With options including Highback, Midback, and Guest models, the Mode chair range seamlessly blends into both formal and executive settings offering a nod to classic style while ensuring functional versatility.

Mode range includes Midback, Highback and Guest.



Midback

Midback no Arms

Highback

Guest

Specifications

- Tilt Memory
- Weight Specific Tension Control
- Polished Alloy Arms
- Solid Aluminium Mechanism
- Complete family: Highback, Midback and Guest
- Tilting mechanism with weight specific tension control

Category

Meeting or Boardroom



Classic Design

Soft upholstered cushions and removable leather arm covers blend classic design with practical use.

Dimensions

Highback	
Weight	16-21 kg
Volume	0.19-0.29 cbm
Seat Height	430-510 mm
Seat W/D	480/460 mm
Overall Height	1070-1140mm

Midback	
Weight	16-21 kg
Volume	0.19-0.29 cbm
Seat Height	430-510 mm
Seat W/D	480/460 mm
Overall Height	860-965 mm

Guest	
Weight	16-21 kg
Volume	0.19-0.29 cbm
Seat Height	430-510 mm
Seat W/D	480/460 mm
Overall Height	860 mm



Perfect for the boardroom

The combination comfort, classic and style makes the Mode midback a fantastic choice for boardroom seating


Finishes & Options

- Black Eurotex PU
- Black & White Leather
- Polished alloy Frame & Base



Mirror finish

Stainless steel frame and armrests with hidden fixings



Fully sprung seat

Stainless steel frame and armrests with hidden fixings





Game chair and Agile Flip table.

Game.

Smart Seating for the Classroom.

The Game Chair, designed for efficiency and mobility. With its versatile low and high profile frame options and ergonomically shaped seat and back, this chair is built to save space while providing comfort.

Its unique feet serve a dual purpose, able to connect to easily link multiple chairs, enhancing its portability.

The Game Chair's contemporary color palette ensures it fits seamlessly into a variety of settings. Ideal for training sessions, classrooms, Lab and High Workstation, and cafeterias, the Game Chair is a versatile solution for accommodating large groups.

The Game Range is available in the 4 Leg Chrome Frame Chair, Game Sled Leg Silver Powdercoat and Game Barstool with Upholstered Seat Only and Upholstered Seat & Backrest options.



Game Barstool
Upholstered Seat



Game Barstool
Non-Upholstered Seat



Game Sled
Non-Upholstered Seat

Specifications

Strong rigid, frame that is very light to carry

Large contoured seat and back

Available in Sled, 4 Leg and Barstool frame options

Space saving - stacks up to 30 chairs high (skid)

Category

Auditorium, Staffroom, Cafeteria, Lab/High workstation

Dimensions

Game Sled/4 Leg

Seat Height	470 mm
Seat Width	440 mm
Seat Depth	480 mm
Overall Height	820 mm

Game Barstool

Seat Height	750 mm
Seat Width	440 mm
Seat Depth	480 mm
Overall Height	1085 mm

Finishes & Options

Upholstered seat and back colours: Breathe - Black, Tomato Red, Lime Green, Bright Orange, Sky Blue, Slate Grey and Plum

Frame available in chrome or powdercoat - Silver, black & white

** Not all finishes shown are available on the OLG ex-stock programme.*

Shell Colours

Shell colours: White, Charcoal, Aqua*, Daffodil*, Indigo*, Red*, Pistachio* (*not available with upholstered seat and back)



Versatile Frames

Available in Sled, 4 Leg and Barstool frame options

Space Saving

Stacks up to 15 chairs high (sled)





Tilly.

Affordable Comfort, Reliable Performance.

Our Tilly task chair has been designed with height-adjustable arms and a synchron mechanism with 4 position locking and tension control, to ensure customised support. The moulded foam seat and mesh back provide superior comfort and breathability, while the black fabric upholstery adds a sleek touch to any office space. Built to withstand daily use, this chair has a robust 140kg weight rating and durable 60mm PU casters. Tested to meet ANSI/BIFMA x5.1-2017 standards, it comes with a 10-year warranty for peace of mind and long-term reliability.



Specifications

Height Adjustable Arms with PU

Synchro Tilt Mechanism With 4 Locking Positions

Easy-Adjust Back Tension Control

Premium Moulded Foam Seat With Black Fabric Upholstery

Mesh Back With Natural Lumbar Support

140kg Weight Rating

ANSI/BIFMA x5.1-2017 Certified

10-Year Warranty

Dimensions

Seat Height 445-560 mm

Seat Width 505 mm

Seat Depth 475 mm

Back Width 480 mm

Overall Width 675mm

Overall Depth 610mm

Overall Height 995-1115mm

Category

Task

Finishes & Options

Black PP frame with mesh cover.





Engage Chair and
AgileMotion Desk.

Engage.

Bold Design, Smart Comfort.

Introducing the Engage chair, distinguished by its build quality and craftsmanship. This chair is designed with a focus on functionality, featuring sharp, masculine lines that define its aesthetic.

It includes a contoured, mesh-wrapped backrest for support, 4D adjustable armrests for personalised comfort, and a molded seat cushion that enhances the seating experience. The intuitive synchro-tilt mechanism allows for ergonomic alignment, ensuring comfort throughout the day.

With a robust 140kg weight capacity and backed by a 10-year warranty, the Engage chair is engineered for durability and performance.



Engage Chair in Black



Engage Chair in White

Specifications

Mesh-Wrapped Backrest

4D Adjustable Arms

Synchro Tilt Mechanism

Moulded Foam Upholstered Seat & Armrests

Adjustable Lumbar

Seat Slide Adjustment

Gas Lift

Max weight rating: 160kg

Warranty: 10 years



4D Adjustable Arms

Armrests can be adjusted 4 separate ways by 3 different pivot axes and also height adjustable.

Dimensions

Engage

Seat Height 465-560 mm

Seat Width 480 mm

Seat Depth 430 mm

Overall Height 1000-1095 mm

Flow

Seat Height 445-540 mm

Seat Width 485 mm

Seat Depth 450 mm

Overall Height 1015-1110mm



Synchro Tilt Mechanism

To ensure a smooth adjustment, an intuitive synchro mechanism tilts the seat as the back reclines.

Category

Meeting or Boardroom

Finishes & Options

Flow and Engage Base and arms available in Black and White



Moulded Foam

Upholstered Seat and armrests



Mesh-Wrapped Backrest

High quality, flexible mesh-wrapped backrest with adjustable lumbar provides ergonomic support for all day comfort.





Logic Chairs with
Ascend Tables.

Logic Chair.

Smart Seating for Learning Success.

Finally, a great looking conference & training chair that is robust, comfortable and offers a wide variety of practical features.

The Logic training chair is ideal for training rooms, conferences, education facilities and healthcare centres.

With a reclining, breathable mesh backrest and 60mm heavy-duty castors, the Logic chair can be upgraded to feature flip up arms and an A4 fold-away table for your tablet to assist with note taking, this is a perfect choice for learning applications. And did you notice it nests and stacks to save space? That makes it an ideal choice for any high grade, mass seating situations from education to conferences to waiting areas.

The Logic chair is available with and without Arms and Tablet Upgrade.



Logic Chair
No Arms



Upgraded Logic chair
with Arms only



Upgraded Logic chair
with Tablet only



Upgraded Logic chair
with Arms and Tablet

Specifications

Versatile nestable and stackable chair in one

Flip seat allows “nesting of chairs” giving space saving of 75%

Backrest has built in recline function for comfort especially for long sitting times

Seat fabric in Black “breathe” fabric with 40,000 martindale rubtest certification

Dimensions

Seat Height	465 mm
Seat Width	480 mm
Seat Depth	430 mm
Backrest Width	430 mm
Backrest Height	400 mm
Armrest Height	670 mm
Overall Height	880 mm
Overall Depth	590 mm
Overall Width w/ Armrests	620 mm
Overall Width w/o Armrests	600 mm

A4 Tablet Table

Length	330mm
Depth	240mm
Thickness	8mm

Finishes & Options

Available in Black

Category

Training, Visitor



Arm Upgrade

Upgrade to a Logic chair with flip up arms so it still allows chair to nest as well as stack - that's unique!



Stackable

Stackable to 4 high as standard or 10 high on special indent order with additional mounts.

Built in Recline

Backrest has a built in recline function for comfort especially with long sitting times.





Stax Chairs with
EkoSystem tables and
Game Barstools.

Stax Chair.

Effortless Assembly, Enduring Comfort.

The Stax chair combines practical design with ease of assembly, requiring no tools for quick setup.

Built on a durable steel rod frame and featuring a contoured shell for ergonomic support, this chair offers both strength and comfort. Its breathable backrest and moulded polypropylene cushion provide a comfortable seating experience for any occasion.

Designed for efficient storage, the Stax chair can be stacked up to 15 chairs high with a trolley, allowing for swift clearing and setup of spaces. Ideal for use in staff rooms, cafeterias, training rooms, or breakout areas, the Stax chair is a versatile and sturdy choice for any environment.



Stax Chair Black



Stax Chair Black
with Arms



Stax Chair Grey



Stax Chair Grey
with Arms

Specifications

Quick 1 minute assembly – no tools required

Solid 12mm rod, sled style rigid frame

Feet double as connectors to fasten chairs together in a straight line

Stack up to 15 chairs high

Comfortable, robust, easy to clean polypropylene backrest and seat

Dimensions

Seat Height	440 mm
Seat Width	500 mm
Seat Depth	430 mm
Overall Height	790 mm
Overall Width (with Arms)	600 mm

Finishes & Options

Fabric and base both available in Black & Grey

Category

Training, Cafeteria, Staffroom, Visitor



European Styling

With perforated, blade styled backrest.



Integrated Links

Chair feet double as connectors – join together, providing order & safety in mass seating situations.



Quick Assembly

1 Minute to assemble with no tools. Everything simply 'snaps' together.



Optional Armrests

Upgrade to a Stax chair with armrests providing additional comfort for longer meetings.





Optic chair and
Axis desking.

Optic.

Engineered for Everyday Excellence.

The Optic Chair combines practical design with value, crafted for today's workspace needs.

It's built for durability and support, featuring a reinforced black nylon star base and robust 60mm castors, capable of supporting up to 140kg.

This chair is a reliable choice, offering a 10-year warranty for peace of mind. Functional features include height adjustment through a gas lift and customisable recline tension, ensuring ergonomic seating across boardrooms, meeting rooms, or individual workstations. Comfort isn't compromised, with a seat of high-resistance moulded foam covered in Breathe fabric and a dual-layer mesh backrest with adjustable lumbar support for all-day use.

Optic is available with or without arms.



Optic with no arms



Optic with with arms

Specifications

- Simple lever for height adjustment
- Tension adjustment for chair reclining
- Black mesh backrest with adjustable lumbar
- Heavy duty base

Category

Task

Dimensions

Weight	13 kg
Seat Height	400-480 mm
Seat W/D	490/490 mm
Overall Height	960-1030 mm



Options & Finishes

Bases and upholstery available in Black.



Molded Seat Foam

High resistance molded seat foam with standard black Breathe fabric.



Stylish Base

Stylish reinforced black nylon star base.



Black Mesh Backrest

One-piece back and seat in grey (alloy base) or black (nylon base).



Height-Adjustable Arms

Upgrade to include premium height adjustable armrests that can be configured at three different locking heights.





Luna Barstool,
and Anvil tables.

Luna.

Retro Design.

An eclectic marriage of modern design and retro aesthetics, the Luna Collection is the stylish solution for foyers, informal zones and small meeting areas.

As a barstool, the Luna comprises of a four-leg, real oak timber frame with the option of a button-style upholstered seat or a polypropylene chair shell with cushion seat. As a chair, the Luna Castor features a powder coated black steel frame, castors, and a flexible polypropylene chair shell with cushion seat. All cushioned seat options come in your choice of Motion Felt fabric.

The Luna Range consists of the Oak Barstool and the complimentary Oak Button Barstool, as well as the Castor Base with Steel Legs.



Oak Button Barstool

With Castor Base

Oak Barstool

Specifications


- One-piece flexible polypropylene shell available in black or white
- Steel legs (black or white powdercoat finish) with castors or a 4 leg oak frame
- Available in chair or button barstool style

Category

Training Room, Visitor, Canteen

Seat Covers

MotionFelt Seat Cover Colour Options



Dimensions

Castor	
Seat Height	465 mm
Seat Width	470 mm
Seat Depth	440 mm
Overall Height	795 mm

Barstool	
Seat Height	755 mm
Seat Width	410 mm
Seat Depth	350 mm
Overall Height	985 mm



Luna Castor

One-piece flexible polypropylene shell available in black or white

Options & Finishes

Bases available in Black or New Oak



Luna Oak Barstool

Available in chair or barstool style

motionoffice®





Evo seating and
Axis desking with
Studio50 screens.

Evo Chair.

Essential Comfort, Surprising Value.

The Evo Chair embodies practicality and essential functionality, designed as an introductory option for office environments.

This chair provides the core features expected in a task chair, alongside enhanced elements for added value. It offers a comfortable seat, distinct lumbar support, and a backrest crafted from high-density foam for lasting support.

Equipped with a gas lift and a premium, sprung seat for smooth height adjustment and maximum comfort, and five sturdy castors for effortless mobility, the Evo Chair is a reliable, budget-friendly choice for any office setting.



Evo Chair No Arms



Evo Chair with Arms

Specifications

3 lever ergonomic mechanism

Molded high-density foam backrest with pronounced lumbar support

Premium quality gas springs. We guarantee them for life

Heavy duty 50mm wheel castors

Adjustable arms available - upgrade

Dimensions

Seat Height	432-525 mm
Seat Width	530 mm
Seat Depth	500 mm
Overall Height	765-925 mm
Overall Width	640 mm

Finishes & Options

Fabric and base both available in Black

Category

Task



High Comfort

Premium quality materials results in an 8hr comfort rating.



Strong & Durable

High strength components produce a 160kg weight rating.



50mm Castors

Large heavy duty 50mm castors for durability and ease of movement.



3 Lever Mechanism

Three way adjustment allows independent adjustment of seat height, seat angle and back angle for optimal ergonomic setup.





Zipp Chair. ■

Zipp.

Seamless Comfort, Streamlined Design.

The Zipp Chair is designed for practicality and extended comfort, making it ideal for conference, training, or lunchroom settings. This affordable chair features a dynamically fan-shaped backrest, Breathe upholstery, and a luxuriously contoured seat to ensure comfort over long periods. Built on a sturdy, fully welded, powder-coated frame that is UV, rust, and corrosion-resistant, and coupled with a moulded polypropylene shell, it supports up to 160kgs. For additional comfort, armrests can be added. The Zipp Chair is easy to assemble in under 5 minutes and can be stacked up to 9 high, offering a blend of functionality, versatility, and style for any modern office without wasting time or space.



Zipp Chair No Arms



Zipp Chair with Arms

Specifications

Distinctive, fan shaped back – shaped to provide ergonomic comfort

40mm thick foam

Black powdercoat frame provides protection from corrosion, rust, UV and is easy to clean

Assembles in 5 minutes with minimal tools.

Upgrade with armrests for additional comfort in longer meetings.

Backrest and seat are upholstered in padded Breathe fabric for extra comfort.

Category

Training room, Visitor

Dimensions

No arms

Seat Height	465 mm
Seat Width	450 mm
Seat Depth	440 mm
Back Height	360 mm
Overall Width	450 mm
Overall Height	825 mm


With arms

Armrests Height	665 mm
Seat Height	465 mm
Seat Width	450 mm
Seat Depth	440 mm
Back Height	360 mm
Overall Width	525 mm
Overall Height	825 mm

Finishes & Options


Upholstered in high quality padded black Breathe fabric

Stocked Colours



Colour Options

Upholstered colour options available upon request





02 8188 2732

info@olgoffice.com

 **OLG-Office**

myolg.online | olgoffice.com